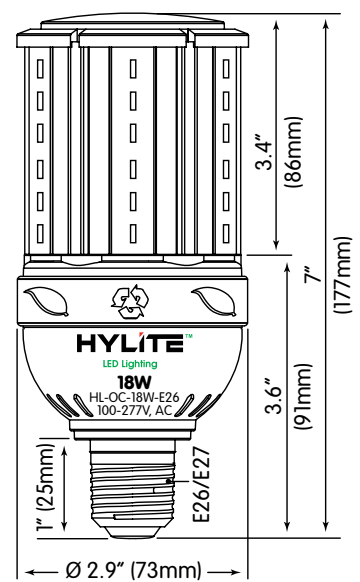
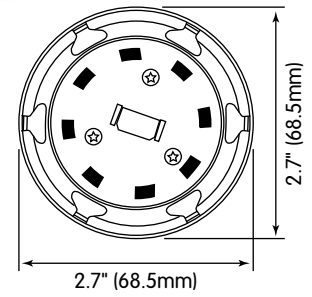


High Performance LED Omni-Cob Lamp, 18W

Suitable for
Damp Locations Enclosed Fixtures

Small, Compact, High-Performance Omni-Directional LED Lamps are the ideal energy-efficient replacement for existing Incandescent, CFL, HPS and MH Lamp installations in a variety of applications. They are excellent for applications requiring 360° illumination. They feature excellent optics for increased Visibility and Security with an Omni-Directional beam to evenly illuminate the area.

- Extremely Efficient: High Lumen Efficacy: 140 LpW
- Fully Encapsulated and Compact Size: Allows placement in small fixtures and tight spaces
- Omni-Directional with Optimized Lighting Beam provides Maximum 360° Luminance to targeted area
- Easy Installation: No Ballast necessary. Direct Retrofit into E26 Base Fixtures
- Instant Start and Restart: No warm-up time required
- Heat & Impact Resistant, UV Protected, Non-yellowing, Optical Grade Lens
- Good Heat Dissipation with proprietary-designed Heat Sink
- Cool Operation: Does not add to Heat Load (up to 90% less heat than Incandescent) while producing brilliant light
- Safe and Reliable: Isolated Circuit Design
- Maintenance-free Operation: Lasts up to 50~60 times longer than Incandescent Lamp. Lowers Costs by reducing Relamp Frequency
- No Electro-Magnetic (EMi) or Radio Frequency Interference (RFI)
- Ingress Protection: IP65. Complete protection against Contact, Dust Infiltration, and Splashed Water
- Safe: Contain No Hazardous Materials; RoHS Compliant: No Lead, Mercury, Toxic Metals or Arsenic Gases. No Disposal requirements. Facilitates LEED® points.
- Ideal for use with Renewable Energy Resources – Solar & Wind Power
- Environmentally Friendly: 98% of the HyLite LED Lamp is Recyclable



Incandescent	HPS/HID	CFL	HyLite
125W	75W	45W	18W
86%	76%	60%	Energy Savings (%)*

* Does not include Ballast Loss, Maintenance and Replacement Lamp Savings and Disposal Costs which can amount to additional Savings of 30~50%!

98%
RECYCLABLE

NO
LEAD, MERCURY,
HEAVY METALS
OR TOXIC GASES

Universal Burning Positioning



Lamp can be oriented in any position
- does not affect or diminish the life of the Lamp

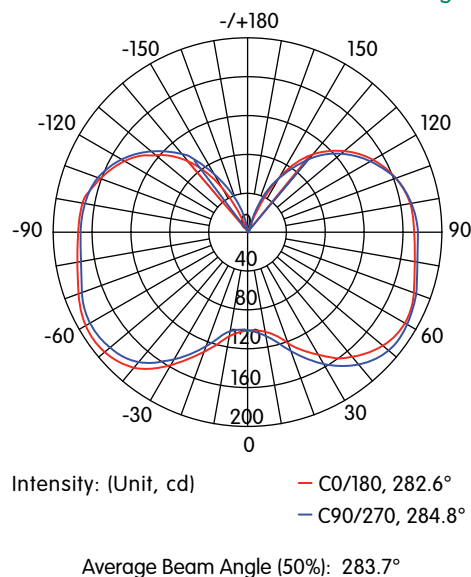
360° Illumination	For Enclosed Luminaires	Reduction of up to 86%	Up to 60,000 Hours	Vibration and Shock Resistant	Zero Interference	Radiation-Free No Humming	140 LpW LM-79 Tested	LM-80 Tested ISTMT Tested	Reliable and Long-Lasting

Model No.	Watts	Delivered Lumens	Maximum Install Height	Input Line Current	Base Type	Dimensions & Weight (each)		
						Diameter	Height	Weight
HL-OC-18W-E26	18	2520	10~13 ft. (3~4m)	50~180mA	E26/E27 (Medium)	2.9" (73mm)	7" (177mm)	14 oz. (400g)

- Minimum Lamp Compartment Dimensions for Enclosed Fixtures: 6" x 6" x 8.5" (152mm x 152mm x 216mm)
- To Prevent early Lamp Failure, Lamp should only be installed in Operating Environments ranging from a Minimum of -40°C (-40°F) to a Maximum of +55°C (131°F)
- Efficacy: 140 LpW
- CRI: >80
- Beam Angle: 360°
- Max. THD (%): <15%
- Universal Input Voltage
- Power Factor: >0.9
- Protection: IP65
- Rated Life: 50~60,000 Hrs.
- Warranty: 5 Years
- 100~277V, AC 50/60 Hz.
- CCT: 5000°K~5500°K for greater visibility. Products with 2400°K-6500°K (CCT) are available as "Special Orders" only and with **Longer Lead Times**

High Performance LED Omni-Cob Lamp, 18W

Photometrics



Flux Out: 279.9 lm

Height	E Avg, E max	Angle : 90.00°	Diameter
1 m	89.08/111.01 lx		200 cm
3.3 ft.	8.28/10.31 fc		6.6 ft.
2 m	22.27/27.74 lx		400 cm
6.5 ft.	2.07/2.58 fc		12.1 ft.
3 m	9.90/12.33 lx		600 cm
9.8 ft.	0.92/1.15 fc		19.7 ft.
4 m	5.57/6.93 lx		800 cm
12.1 ft.	0.52/0.64 fc		26.3 ft.
5 m	3.56/4.44 lx		1000 cm
16.4 ft.	0.33/0.41 fc		32.8 ft.

Ideal for high-quality illumination in:

- Bollards
- Down Lights
- Pendant Lights
- Task Lighting
- Jelly Jar Lights
- Globe Fixtures
- Wall Packs
- Wall Scones
- Accent Lighting
- Driveway & Walkway Lighting
- Historic/Vintage Fixtures
- Industrial Beacons
- Explosion-proof Fixtures
- Freezer & Cold Storage Lights
- Decorative Lighting
- Carriage Lanterns
- Low Bay Lighting
- Stairwells, Corridors Lighting
- Pedestrian Tunnels
- Rail Road Station Platforms

Installation: HyLite LED Lamps are designed to work off 100V to 277V, AC. Ballast (if equipped) must be bypassed or removed from the fixture before installing the lamp. Eliminating the Ballast saves additional costs related to Maintenance, Energy Consumption and Performance. By-passing Ballast will also ensure that there is no EMI/RF interference. The installer **MUST** ensure and verify that **NO Part** of the installed LED Lamp should touch the Fixture Housing or Components.

Failure to follow these Instructions will result in a Damaged Product and will VOID Warranty. It could also result in an Electric Shock, or Fire.

Warning – Risk of Fire or Electric Shock

- Disable all Power to the Lamp before Inspection, Installation, or Removal. Failure to do so will create a Hazardous and Fatal Working Environment.
- Suitable for use in Dry, Damp and Wet Locations. Lamp must be installed in accordance with National, State, and/or Local Electrical Codes. Do Not Open – No User Serviceable Parts Inside.
- Operate in Fixtures that provide the Free Flow of Air around the Lamp Heat Sink. In Enclosed Fixtures, ensure the Lamp has enough Space for Heat Dissipation. This will ensure Lumen Maintenance and extend its Working Life. When products are used in Outdoor Fixtures, ensure the space is Waterproof and Well Ventilated.
- Not for use on a Dimmer or Remote Controls. This Lamp must be controlled only by either a Switch or an Electronic Photosensor. Do not use a Mechanical Sensor.
- Not intended for use with Emergency Exit Fixtures or Emergency Exit Lights.
- Caution: When Installing Lamps in Corrosive Environments, HyLite suggests that a High-Temperature, Moisture-Resistant, Silicone Grease or Sealant be used to protect the Metal-threaded base of the LED Lamp to prevent Water and/or Moisture Incursion that can lead to Premature Degradation of the Lamp Base and eventual Lamp Failure. This is especially recommended for LED Lamp installations near Saltwater bodies.
- Installing Surge/Lightning Protectors is Highly Recommended and helps to Eliminate Premature Driver Failure caused by Surges and Power Fluctuations.