

Ideal for High-quality Illumination in:

- Down Lights
- Wall Scones
- Bollards
- Wall Packs
- Decorative Lighting
- Accent Lighting
- Ceiling Lights
- Task Lighting
- Pedestrian Tunnels
- Pendant Lights
- Walkway Lighting
- Stairwell Lighting
- Corridor Lighting
- Carriage Lanterns

High Performance 12W LED PL Lamp


The HyLite High Performance LED PL Lamp is an ideal Energy-Efficient replacement for CFL and Incandescent Bulb installations in Existing and New Fixtures. The 12W LED PL Lamp provides Energy-Efficient Illumination at a Wide Beam Angle of 120° and replaces 32W/42W CFL Bulbs, effectively reducing Energy Consumption by 63%-72% and as much as 90% when replacing 120W Incandescent Bulbs. HyLite LED PL Lamps are rated at up to 50,000 hours of Lamp Life. This is 50 times longer than a traditional Incandescent Bulb, and 7 times longer than a CFL Bulb. This significantly reduces Energy Usage and Costs as well as Maintenance Expenditures.

- Easy Installation & Retrofitting: Simply Bypass Ballast and Plug-in. Runs on AC Direct Line Voltage. Eliminates Compatibility, Power Loss & Lifetime Issues and Maintenance Costs associated with Ballasts
- Full Brightness with Instant On and Instant Restrike
- Optimal Design for Horizontal or Vertical Mount Sockets
- >80 CRI for Great Visibility
- Suitable for Dry or Damp Location
- Low Power Consumption
- Universal Voltage: 100-277V, AC
- Heat & Impact Resistant, UV Protected, Non-Yellowing, Optical Grade Lens
- Excellent Heat Dissipation with Proprietary-Designed Heat Sink
- Cool Operation: Does not add to Heat Load (up to 90% less heat than Incandescent) while producing Brilliantly Bright Light
- Non-Combustible. Made from Flame Retardant, Engineered Polymer, the Base is Mechanically Strong and Heat-Resistant up to 435°F (225°C)
- Safe and Reliable: Isolated Circuit Design
- Maintenance-Free Operation: Lasts up to 50 times longer than Incandescent Bulb. Lowers Costs by Reducing Relamp Frequency
- Safe: Contain No Hazardous Materials; RoHS Compliant: No Lead, Mercury, Toxic Metals or Arsenic Gases. No Disposal Requirements. Facilitates LEED® points
- No Electro-Magnetic (EMi) or Radio Frequency Interference (RFI)
- Environmentally Friendly: 98% of the HyLite LED Lamp is Recyclable
- 5 Year Limited Warranty



Not Suitable for
Enclosed Fixtures

32W / 42W
CFL Equivalent



98%
RECYCLABLE

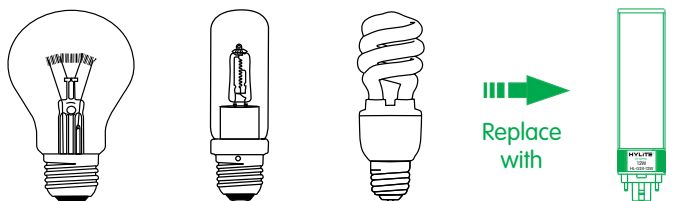


NO

LEAD, MERCURY,
HEAVY METALS
OR TOXIC GASES

Universal Burning Positioning

Lamp can be oriented in any position
- does not affect or diminish the life of the lamp



Incandescent	Halogen	CFL	HyLite
120W	90W	32W / 42W	12W
90%	87%	63%-72%	Energy Savings (%)

HyLite LED PL lamps offer a truly universal G24 base - designed to replace both 2-pin and 4-pin G24 bases listed:

G24d	G24q	Gx24d	Gx24q
G24d-1	G24q-1	Gx24d-2	Gx24q-1
G24d-2	G24q-2	Gx24d-3	Gx24q-2
G24d-3	G24q-3		Gx24q-3
			Gx24q-4

Longer Life	Energy Costs	Power	Beam Angle	Lumen Efficacy	No IR/UV	No EMi / RFI	Solid State	Reliability	Warranty
Up to 50,000 Hours	Reduction of up to 90%	Low Consumption	Wide and Uniform 120°	120 LpW LM-79 Tested	No Noise	Zero Interference	Vibration and Shock Resistant	LM-80 Tested ISTMT Tested	5 years
Increased Sustainability					Radiation-Free No Humming				Reliable and Long-Lasting

As part of the company's continuous product improvement program, HyLite reserves the right to change materials or modify the design of its product without notification. All Specifications subject to change without notice. All values are design and/or typical values when measured under laboratory conditions. Actual Values depend upon the ambient temperature of the installation location. Please consult factory for your specific requirements.

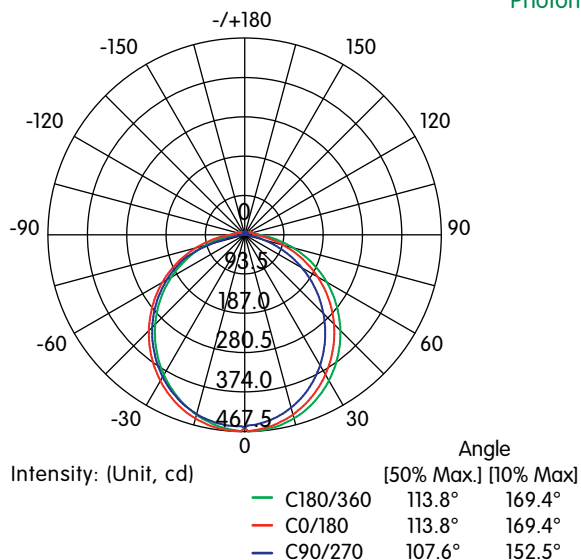
Model No.	Watts	Delivered Lumens	Input Line Current	Dimensions & Weight (each)		
				Width	Height	Net Weight
HL-G24-12W	12	1308~1360	96mA@120V	1.4" (35mm)	5.75" (145mm)	4 oz. (115g)

- To Prevent early Lamp Failure, Lamp should only be installed in Operating Environments ranging from a Minimum of -20°C (-4°F) to a Maximum of +45°C (113°F)
- Efficacy: 120 LpW
- CRI: >80
- Beam Angle: 120°
- Max. THD (%): <10%
- Power Factor: >0.9
- Protection: IP20
- Rated Life: 50,000 Hrs.*
- Warranty: 5 Years
- Ambient Working Temperature: -4°F~+113°F (-20°C~+45°C)
- Base Type: G24
- Universal Input Voltage 100~277V, AC 50/60 Hz.
- CCT: 3500K (Neutral White), 4000K (Cool White) and 5000K (DayLight)

*Depending upon the ambient temperature of the installation location

WARNING
Not Suitable for Totally Enclosed Luminaires or Fully Enclosed Fixtures

HyLite PL Lamp, HL-G24-12W Photometrics



HYLITE™ LED Lighting

Illuminance Distance Curve				
Height	Center E (lx/ft)	Angle: 113.80°	Ave. E (lx/ft)	Diameter
1 m	458.90 lx		179.47 lx	3.06 m
3.3 ft.	42.63 fc		16.67 fc	10 ft.
2 m	114.73 lx		44.87 lx	6.11 m
6.5 ft.	10.66 fc		4.17 fc	20 ft.
3 m	50.99 lx		19.94 lx	9.16 m
9.8 ft.	4.74 fc		1.85 fc	30 ft.
4 m	28.68 lx		11.22 lx	12.22 m
13.1 ft.	2.66 fc		1.04 fc	40 ft.
5 m	18.36 lx		7.18 lx	15.27 m
16.4 ft.	1.71 fc		0.67 fc	50 ft.

Note: The Curves indicate the illuminated area and the average illumination when the luminaire is at different distance

Ordering for HyLite 12W LED PL Lamp with G24 Base

Model	Suffix	(CCT, °K)
HL-G24-12W	-35K	3500K = Neutral White (NW)
	-40K	4000K = Cool White (CW)
	-50K	5000K = Daylight (DL)

Installation: HyLite LED Lamps are designed to work off 100V to 277V, AC. Ballast (if equipped) must be bypassed or removed from the fixture before installing the lamp. Eliminating the Ballast saves additional costs related to Maintenance, Energy Consumption and Performance. By-passing Ballast will also ensure that there is no EMI/RF interference.

Failure to Follow Instructions will VOID Warranty. It can also result in an Electric Shock, or Fire. NOT FOR TOTALLY ENCLOSED LUMINAIRES OR EMERGENCY LIGHTING. NOT FOR USE WITH DIMMERS.

Not Suitable for

Enclosed Fixtures

Warning - Risk of Fire or Electric Shock

- Disable all Power to the Lamp before Inspection, Installation, or Removal. Failure to do so will create a Hazardous and Fatal Working Environment. The Installer must determine and verify whether 120V to 277V AC is being utilized at the Luminaire before Installation. Improper Voltage matching can result in Performance Degradation and/or Physical Damage.
- Wiring modification for HyLite LED Lamp Installation requires knowledge of Luminaire Electrical Systems. If not qualified, DO NOT attempt Installation. Contact a Qualified Electrician. DO NOT Make or Alter any Open Holes in an Enclosure for Wiring or Electrical Components during Installation.
- Suitable for use in Dry or Damp Locations. Do not use where directly exposed to Liquid, Vapor, Rain or Weather. Non-Submersible (not water tight). Lamp must be installed in accordance with National, State, and/or Local Electrical Codes. Do Not Open - No User Serviceable Parts Inside.
- To prevent early Lamp failure, Lamp should only be installed in Operating Environments ranging from a minimum of -20°C (-4°F) to a maximum of +45°C (113°F).
- Luminaire Wiring, Ballast, or other Electrical Parts may be Damaged when Installing. Always check for enclosed Wiring and Components. DO NOT Block Light emanating from Product in Whole or Part, as this may Cause an Unsafe Condition. To prevent Wiring Damage or Abrasion, DO NOT expose Wiring to edges of Sheet Metal or other Sharp Objects.
- Operate in Fixtures that provide the Free Flow of Air around the Lamp Heat Sink. In Enclosed Fixtures, ensure the Lamp has enough Space for Heat Dissipation. This will ensure Lumen Maintenance and extend its Working Life. When products are used in Outdoor Fixtures, ensure the space is Waterproof and Well Ventilated.
- Not for use on a Dimmer or Remote Controls. This Lamp must be controlled only by either a Switch or an Electronic Photosensor. Do not use a Mechanical Sensor.
- Not intended for use with Emergency Exit Fixtures or Emergency Exit Lights.
- Installing Surge/Lighting Protectors is Highly Recommended and helps to Eliminate Premature Driver Failure caused by Surges and Power Fluctuations.