

High Performance LED Omni-Cob Lamp, 36W~45W~60W

Small and Compact, Omni-Directional LED Lamps are the ideal Energy-efficient replacement for existing Incandescent, CFL, HPS and MH Lamp installations in a Variety of Applications. They support 3-Color Temperature Adjustment, and 3-Position Wattage Regulation and are excellent for applications requiring 360° illumination. They feature Excellent Optics for increased Visibility and Security with an Omni-Directional beam to evenly illuminate the area.

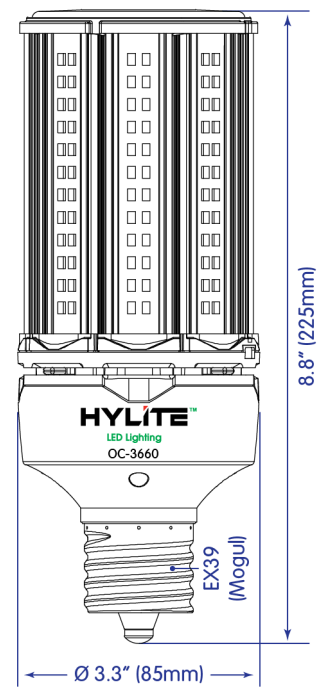

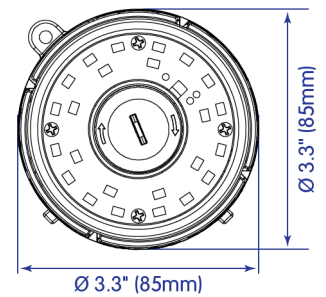
- Compact Size: Fully Encapsulated and Compact Size: Easily installed into Small Fixtures and Tight Spaces.
- Easy Installation & Retrofitting: Simply Bypass Ballast and Screw-in.
- Extremely Efficient: Highest Lumen Efficacy of 165 LpW.
- Ultra-Long Design Life: Up to 60,000 hours*. Up to 14 Years at an on-time of 12 hrs./day.
- Solid-State: High-Shock and High-Vibration Resistant.
- Good Heat Dissipation with Proprietary-designed Heat Sink.
- Passive Cooling: No Moving Parts for Longer Life.
- Ingress Protection: IP65. Complete protection against Contact, Dust Infiltration, and Splashed Water.
- Intelligent Temperature Control, Automatic Power Adjustment and Suitable for Higher Temperature Environment. Includes 4kV Surge Protection.
- Instant Start & Restart: No Warm-up time required even in Extreme Cold.
- Flicker-free, Crisp, Pleasing Light showing True Colors.
- Enhances Vision: Zero Dark Spots for greater Visibility & Safety.
- No Noise or RF Interference. No UV Emissions: Does Not attract Insects.
- Radiation/Emissions-Free: No Harmful IR, No EMI/HD.
- Fully Encapsulated with Heat and Impact Resistant, Optical Grade PC Lens.
- Patented Technology Delivers Maximum, Lifetime Energy Savings.
- Eliminates the Hassle of Repeated Relamping.
- Low Total Cost of Ownership. Shortest Payback Period and High ROI.
- Safe: Contain No Hazardous Materials; RoHS Compliant: No Lead, Mercury, Toxic Metals or Arsenic Gases. No Disposal requirements.

Multi-Wattage and Color Selectable

The Most Efficient LED Lamps (165 LpW) in the Industry!

175~250W HID Equivalent

SAVE UP TO 90% ON YOUR ENERGY COSTS



Suitable for Damp Locations Enclosed Fixtures

Incandescent	HPS/HID	CFL	HyLite
600W	250W	180W	60W
90%	76%	67%	Energy Savings (%)*

* Does not include Ballast Loss, Maintenance and Replacement Lamp Savings and Disposal Costs which can amount to additional Savings of 30~50%!

NEXGEN PRODUCTS



98% RECYCLABLE
NO LEAD, MERCURY, HEAVY METALS OR TOXIC GASES



Lamp can be oriented in any position - does not affect or diminish the life of the Lamp

360° Illumination	Reduction of up to 90%	For Enclosed Luminaires	Up to 60,000 Hours & Longer Life	Vibration and Shock Resistant	Zero Interference	Radiation-Free No Humming	165 LpW LM-79 Tested	LM-80 Tested ISTMT Tested	5 Years Safe and Reliable
-------------------	------------------------	-------------------------	----------------------------------	-------------------------------	-------------------	---------------------------	----------------------	---------------------------	---------------------------

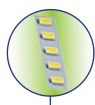
*Depending upon the ambient temperature of the installation location

Model No.	Watts	Delivered Lumens	Maximum Install Height	Input Line Current	Base Type	Dimensions & Weight (each)		
						Diameter	Height	Weight
HL-OC-3660-EX39-3050K	36	5,940	<23 ft. (7m)	130~360mA	EX39 (Mogul)	3.3" (85mm)	8.8" (225mm)	1.6 lb. (740g)
	45	7,425		163~450mA				
	60	9,900		217~600mA				

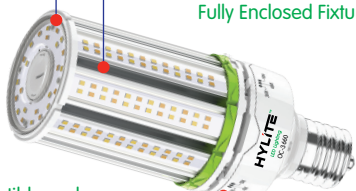
- Minimum Lamp Compartment Dimensions for Enclosed Fixtures: 8" x 8" x 15.75" (205mm x 205mm x 400mm)
- To Prevent early Lamp Failure, Lamp should only be installed in Operating Environments ranging from a Minimum of -25°C (-13°F) to a Maximum of +45°C (113°F)
- Efficacy: 165 LpW
- CRI: >80
- Beam Angle: 360°
- Max. THD (%): <20%
- Universal Input Voltage 100~277V, AC 50/60 Hz.
- Power Factor: >0.9
- Protection: IP65
- Rated Life: 50~60,000 Hrs.*
- Warranty: 5 Years
- CCT Selectable: 3000°K ~ 4000°K ~ 5000°K

* Depending upon the ambient temperature of the installation location

LM-80 Tested High Power, LED Chips with High Lumen Efficacy




Ventilated and Advanced Thermal Management: Maintains Cool-Running Lamp. Suitable for use in Fully Enclosed Fixtures



Non-Combustible and Mechanically Strong Base. Made from Flame Retardant, Engineered Polymer. Resistant to Solvents and Heat up to 302°F (150°C)



Omni-Directional with Optimized Lighting Beam provides 360° Luminance



Complete Protection against Contact, Dust Infiltration, and Water Splashes



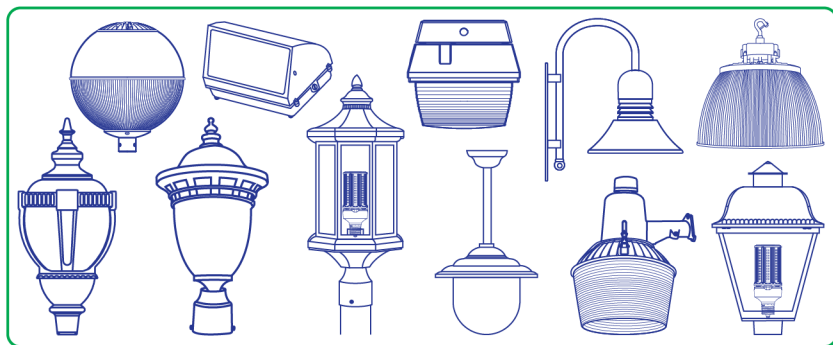
Proprietary Technology Reduces:

- Energy Costs
- Bulb and Ballast Replacement Costs
- Re-Lamping and Lamp Disposal Issues
- Costly Equipment Rental
- Pollution: No Mercury, Lead or Toxic Gases Contamination



98% Recyclable
No Lead, Mercury, Heavy Metals, or Toxic Gases

Ideal for Use in



WARNING!

Minimum Lamp Compartment Size
8" x 8" x 15.75" (205mm x 205mm x 400mm)

Installation: HyLite LED Lamps are designed to work off 100V to 277V, AC. Ballast (if equipped) must be bypassed or removed from the fixture before installing the lamp.

Failure to follow these instructions will result in a Damaged Product and will VOID Warranty. It could also result in an Electric Shock, or Fire.

Warning - Risk of Fire or Electric Shock

- Disable all Power to the Lamp before Inspection, Installation, or Removal. Failure to do so will create a Hazardous and Fatal Working Environment.
- Suitable for use in Dry, Damp and Wet Locations. Lamp must be installed in accordance with National, State, and/or Local Electrical Codes. Do Not Open – No User Serviceable Parts Inside.
- Operate in Fixtures that provide the Free Flow of Air around the Lamp Heat Sink. In Enclosed Fixtures, ensure the Lamp has enough Space for Heat Dissipation. This will ensure Lumen Maintenance and extend its Working Life. When products are used in Outdoor Fixtures, ensure the space is Waterproof and Well Ventilated.
- Not for use on a Dimmer or Remote Controls. This Lamp must be controlled only by either a Switch or an Electronic Photosensor. Do not use a Mechanical Sensor.
- Not intended for use with Emergency Exit Fixtures or Emergency Exit Lights.
- Caution: When Installing Lamps in Corrosive Environments, HyLite suggests that a High-Temperature, Moisture-Resistant, Silicone Grease or Sealant be used to protect the Metal-threaded base of the LED Lamp to prevent Water and/or Moisture Incursion that can lead to Premature Degradation of the Lamp Base and eventual Lamp Failure. This is especially recommended for LED Lamp installations near Saltwater bodies.
- Installing Surge/Lightning Protectors is Highly Recommended and helps to Eliminate Premature Driver Failure caused by Surges and Power Fluctuations.