

High Performance LED Post-Top Lamp, 30W

Designed for Easy Installation in New Fixtures or Existing Luminaires, the HyLite LED Intigo Lamps are suitable for Post-Top applications. They feature Excellent Optics for Increased Visibility, and Low Power Consumption. With Lamp Life of up to 60,000 hours, it significantly reduces Energy Consumption and Relamping Costs, consequently decreasing Maintenance and Disposal Costs.

The HyLite LED Intigo Lamp enhances Vision for better Optical Acuity, reduces Light Pollution, and provides Clean, Crisp Light. Suitable for fully enclosed Fixtures, its Compact Size makes it the ideal replacement for CFL, MV, HID, and HPS Lamps in existing Post-Top Fixtures.

- Extremely Efficient: High Lumen Efficacy: Up to 142 LpW.
- Shatter-proof, High-Shock & High-Vibration Resistant.
- High >80 CRI. Crisp Light for Greater Visibility and Safety.
- Easy Installation: No Ballast necessary. Simply Retrofit into an Existing Socket.
- Instant Start and Restart: No Warm-up time required.
- Heat & Impact Resistant, UV Protected, Optical Grade Lens.
- Excellent Thermal Management with Proprietary-Designed Heat Sink.
- Cool Operation: Does not add to Heat Load while producing Brilliant Light.
- Safe and Reliable: Isolated Circuit Design. Integral 4 kV Surge Suppressor. Includes a Free 20kA in-line SPD for added Protection.
- No UV Emissions: Does Not attract Insects.
- No Noise, Electro-Magnetic (EMi) or Radio Frequency Interference (RFI).
- Radiation/Emissions-Free: No Harmful IR Levels.
- Ingress Protection: IP64. Complete protection against Contact, Dust Infiltration and Water Splashes.
- Safe: Contain No Hazardous Materials; RoHS Compliant: No Lead, Mercury, Toxic Metals or Arsenic Gases. No Disposal requirements. Facilitates LEED® points.
- Environmentally Friendly: 98% of the HyLite LED Lamp is Recyclable.
- Low Total Cost of Ownership with Shortest Payback Period and High ROI.



100W
MH / HPS
Equivalent

Suitable for

Damp Locations Enclosed Fixtures

NO

LEAD, MERCURY,
HEAVY METALS
OR TOXIC GASES

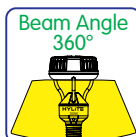
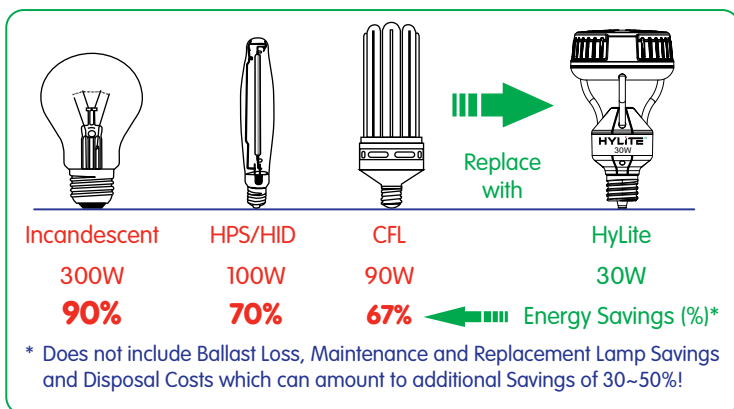



98%
RECYCLABLE

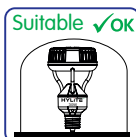


Proprietary
& Patented
Design

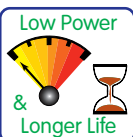
Recommended Applications



Uniform
& Even



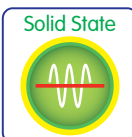
For Enclosed
Luminaires



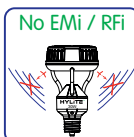
Up to
60,000 Hours



Reduction of
up to 90%



Vibration and
Shock Resistant



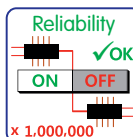
Zero
Interference



Radiation-Free
No Humming



142 LpW
LM-79 Tested



LM-80 Tested
ISTMT Tested



Safe and
Reliable

Model No.	Watts	Delivered Lumens	Maximum Install Height	Input Line Current	Base Type	Dimensions & Weight (each)		
						Diameter	Height	Weight
HL-IPT-30W-EX39	30	4033	<16 ft. (5m)	108~300mA	E39/EX39 (Mogul)	5.1" (130mm)	8.9" (225mm)	1.7 lb. (800g)

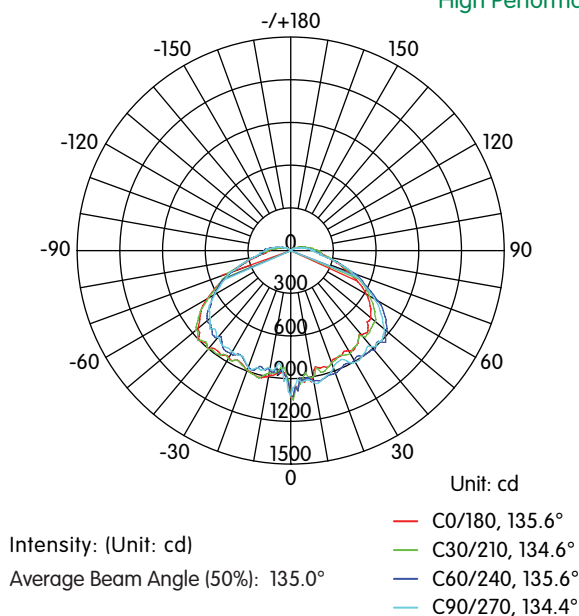
- Minimum Lamp Compartment Dimensions for Enclosed Fixtures: 12" x 12" x 15" (305 x 305 x 380mm)
- To Prevent early Lamp Failure, Lamp should only be installed in Operating Environments ranging from a Minimum of -40°C (-40°F) to a Maximum of +55°C (131°F)
- Efficacy: 142 LpW
- CRI: >80
- Beam Angle: 360°
- Max. THD (%): <20%
- Universal Input Voltage
- Power Factor: >0.98
- Protection: IP64
- Rated Life: 50~60,000 Hrs.*
- Warranty: 5 Years
- 100~277V, AC 50/60 Hz.
- Ambient Working Temperature: -20°F~+131°F (-4°C~+55°C)
- 347V, 480V Available with External Step-Down Transformer only. Please see HL-DT-50VA-480-277V Spec. Sheet at: <https://hyliteledlighting.com/resources/specification-sheets/>
- 5000°K Standard CCT. Products with 2400°-6500°K (CCT) are available as "Special Orders" only and with Longer Lead Times

*Depending upon the ambient temperature of the installation location

High Performance LED Intigo Post-Top Lamp, 30W

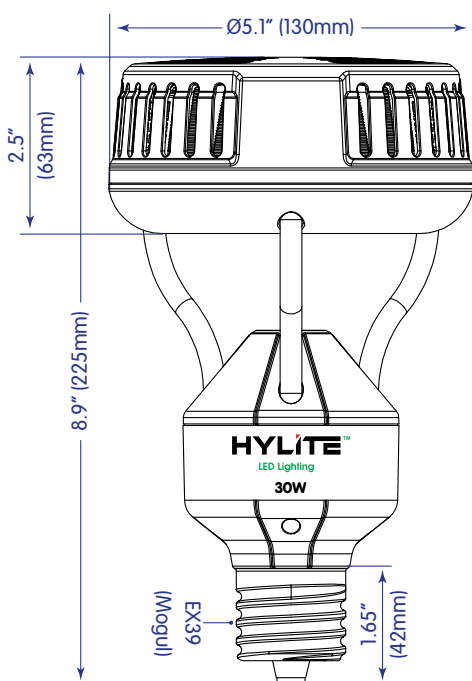
Photometrics

The Diameter indicates the illuminated Area and the Average illumination when the Lamp is installed at Different Heights.



Flux Out: 3073 lm		
Height	EAvg/Emax	Diameter
1 m (3.3 ft.)	144.1/1050 lx (13.4/97.5 fc)	5.0 m (16.4 ft.)
2 m (6.6 ft.)	36.0/262.5 lx (3.3/24.4 fc)	10.0 m (32.8 ft.)
3 m (9.9 ft.)	16.0/116.6 lx (1.5/10.8 fc)	15.0 m (49.2 ft.)
4 m (13.1 ft.)	9.0/65.6 lx (0.85/6.1 fc)	20.0 m (65.6 ft.)
5 m (16.4 ft.)	5.8/42.0 lx (0.54/3.9 fc)	25.0 m (82.0 ft.)
6 m (19.7 ft.)	4.0/29.2 lx (0.37/2.7 fc)	30.0 m (98.4 ft.)
7 m (23.0 ft.)	2.9/21.4 lx (0.27/2.0 fc)	35.0 m (114.8 ft.)
8 m (26.3 ft.)	2.3/16.4 lx (0.21/1.52 fc)	40.0 m (131.2 ft.)
9 m (29.5 ft.)	1.8/13.0 lx (0.17/1.21 fc)	45.0 m (147.6 ft.)
10 m (32.8 ft.)	1.4/10.5 lx (0.13/0.98 fc)	50.0 m (164.0 ft.)

Angle: 136.7°



Installation: HyLite LED Lamps are designed to Work off 100V to 277V, AC. Ballast (if equipped) must be Bypassed or Removed from the Fixture before installing the Lamp. Eliminating the Ballast saves additional costs related to Maintenance, Energy Consumption and Performance. By-passing Ballast will also ensure that there is no EMI/RF interference. It is **STRONGLY RECOMMENDED** that the Reflector in the Fixture be removed for Optimum Thermal Management and better Heat Dissipation. This will ensure Lumen Maintenance and extend its Working Life.

Failure to follow these Instructions will result in a Damaged Product and will VOID Warranty. It could also result in an Electric Shock, or Fire.

Warning - Risk of Fire or Electric Shock

- Disable all Power to the Lamp before Inspection, Installation, or Removal. Failure to do so will create a Hazardous and Fatal Working Environment.
- Suitable for use in Dry and Damp Locations. Lamp must be installed in accordance with National, State, and/or Local Electrical Codes. Do Not Open – No User Serviceable Parts Inside.
- Operate in Fixtures that provide the Free Flow of Air around the Lamp Heat Sink. In Enclosed Fixtures, ensure the Lamp has enough Space for Heat Dissipation. This will ensure Lumen Maintenance and extend its Working Life. When products are used in Outdoor Fixtures, ensure the space is Waterproof and Well Ventilated.
- Not for use on a Dimmer or Remote Controls. This Lamp must be controlled only by either a Switch or an Electronic Photosensor. Do not use a Mechanical Sensor.
- Not intended for use with Emergency Exit Fixtures or Emergency Exit Lights.
- Caution: When Installing Lamps in Corrosive Environments, HyLite suggests that a High-Temperature, Moisture-Resistant, Silicone Grease or Sealant be used to protect the Metal-threaded Base of the LED Lamp to prevent Water and/or Moisture Incursion that can lead to Premature Degradation of the Lamp Base and eventual Lamp Failure. This is especially recommended for LED Lamp installations near Saltwater Bodies.
- Installing Surge/Lightning Protectors is Highly Recommended and helps to Eliminate Premature Driver Failure caused by Surges and Power Fluctuations.