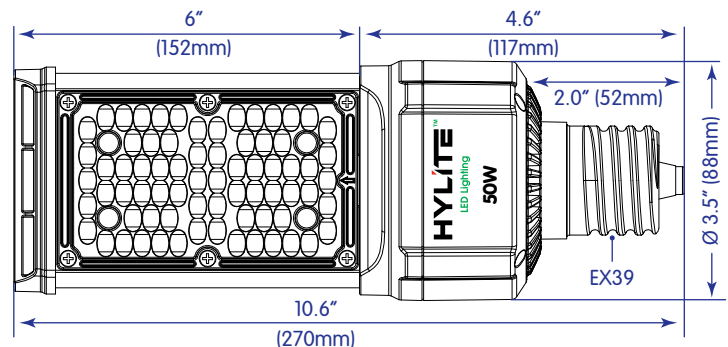


High Performance LED Arc-Cob Lamp, 50W

Designed for Easy Installation in New and Existing Fixtures, the HyLite LED Arc-Cob Lamp features Excellent Optics for Increased Visibility, and Low Power Consumption, saving up to 90% on Electricity Costs. With a Lamp Life of up to 60,000 hours, the HyLite LED Arc-Cob Lamps Significantly Reduce Relamping costs, thus decreasing Maintenance and Disposal Costs.

The HyLite LED Arc-Cob Lamp Enhances Vision for better Optical Acuity, and Reduces Light Pollution (No Wasted Light). Suitable for Fully Enclosed Fixtures, its Compact Size makes it the ideal Replacement for CFL, MV, HID, and HPS Lamps in Various Applications.

- Fully Encapsulated: Shatterproof, High-Shock & High-Vibration Resistant
- Instant Start and Restart: No Warm-up Time required
- Quick & Easy Installation: No Ballast necessary. Direct Retrofit into existing Socket by simply Bypassing the Ballast.
- Extremely Efficient: High Lumen Efficacy: 144 LpW with High CRI >80
- 350° Rotatable Base for Directional Lighting
- Heat & Impact Resistant, UV Protected, Optical Grade Lens
- Safe & Reliable: Isolated Circuit Design. Integral 4 kV Surge Suppressor and Protection. Includes a Free 20kA in-line Surge Protection Device for added Protection
- Good Heat Dissipation with Proprietary-designed Heat Sink
- No Electro-Magnetic (EMi) or Radio Frequency Interference (RFI)
- Universal Voltage: 100-277V, AC
- Ingress Protection: IP64. Complete protection against Contact, Dust Infiltration, and Water Splashes.
- No UV Radiation – Does Not Attract Insects
- Wide Ambient Operating Temperature: -40°F to +113°F [-40°C to +45°C]
- Safe: Contain No Hazardous Materials; RoHS Compliant: No Lead, Mercury, Toxic Metals or Arsenic Gases. No Disposal Requirements.
- Environmentally Friendly: 98% of the HyLite LED Lamp is Recyclable



Suitable for
Damp Locations **Enclosed Fixtures**



98%
RECYCLABLE




NO

LEAD, MERCURY,
HEAVY METALS
OR TOXIC GASES



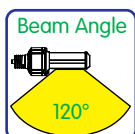
350° Rotatable Base
for Directional Lighting

Lamp can be Oriented in any Position
- Does Not Affect or Diminish the Lamp Life



Incandescent	HPS/HID	CFL	HyLite
500W	250W	150W	50W
90%	80%	67%	Energy Savings (%)*

* Does not include Ballast Loss, Maintenance & Replacement Lamp Savings and Disposal Costs which can amount to additional Savings of 30~50%!



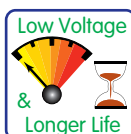
Wide &
Uniform




For Enclosed
Luminaires



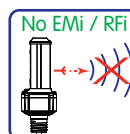
Reduction of
up to 90%



Up to
60,000 Hours



Vibration and
Shock Resistant



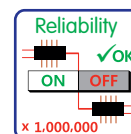
Zero
Interference



Radiation-Free
No Humming



144 LpW
LM-79 Tested



LM-80 Tested
ISTMT Tested



Reliable and
Long-Lasting

Model No.	Watts	Delivered Lumens	Suggested Install Height	Input Line Current	Base Type	Dimensions & Weight (each)		
						Diameter	Height	Weight
HL-AC-50W-EX39	50	7130	<26 ft. (8m)	180~500mA	E39/E40 (Mogul)	3.5" (88mm)	10.6" (270mm)	2 lb. (910g)

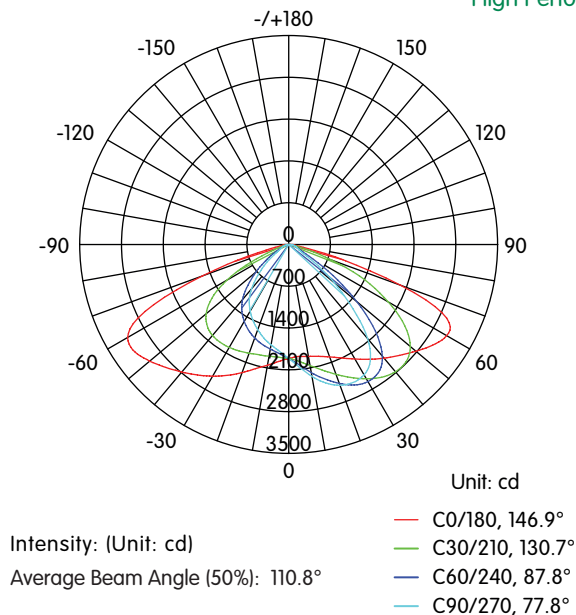
- Minimum Lamp Compartment Dimensions for Enclosed Fixtures: 8" x 8" x 15" (305 x 305 x 380mm)
- To Prevent early Lamp Failure, Lamp should only be installed in Operating Environments ranging from a Minimum of -40°C (-40°F) to a Maximum of +55°C (131°F)
- Efficacy: 144 LpW
- CRI: >80
- Beam Angle: 120°
- Max. THD (%): <20%
- Universal Input Voltage
- Power Factor: >0.96
- Protection: IP64
- Rated Life: 50~60,000 Hrs.
- Warranty: 5 Years
- 100~277V, AC 50/60 Hz.
- 347V, 480V Available with External Step-Down Transformer only. Please see HL-DT-70VA-480-240V Spec. Sheet at: <https://hyliteledlighting.com/resources/specification-sheets/>
- CCT: 5000°K~5500°K for greater visibility. Products with 2400°K-6500°K (CCT) are available as "Special Orders" only and with **Longer Lead Times**

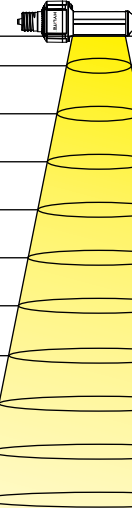
*Depending upon the ambient temperature of the installation location

High Performance LED Arc-Cob Lamp, 50W

Photometrics

The Diameter indicates the illuminated Area and the Average illumination when the Lamp is installed at Different Heights.



Flux Out: 4296 lm			
Height	EAvg/Emax	Angle: 94.25°	Diameter
1 m (3.3 ft.)	1109/2193 lx (103/203.7 fc)		2.15 m (7.1 ft.)
2 m (6.6 ft.)	277.2/548.3 lx (25.8/50.9 fc)		4.31 m (14.1 ft.)
3 m (9.9 ft.)	123.2/243.7 lx (11.5/22.6 fc)		6.46 m (21.2 ft.)
4 m (13.1 ft.)	69.3/137.1 lx (6.4/12.7 fc)		8.62 m (28.3 ft.)
5 m (16.4 ft.)	44.4/87.7 lx (4.1/8.1 fc)		10.77 m (35.3 ft.)
6 m (19.7 ft.)	30.8/60.9 lx (2.9/5.7 fc)		12.92 m (42.4 ft.)
7 m (23.0 ft.)	22.6/44.8 lx (2.1/4.2 fc)		15.08 m (49.5 ft.)
8 m (26.3 ft.)	17.3/34.3 lx (1.6/3.2 fc)		17.23 m (56.5 ft.)
9 m (29.5 ft.)	13.7/27.1 lx (1.3/2.5 fc)		19.39 m (63.6 ft.)
10 m (32.8 ft.)	11.1/21.9 lx (1.0/2.0 fc)		21.54 m (70.7 ft.)

Ideal for high-quality illumination in:

- Wall Sconces
- Flood Lights
- Street Lighting
- Canopy Lights
- Low Bay Lighting
- Pedestrian Tunnels
- Driveway Lighting
- Wall Packs
- Parking Garage Lights
- Parking Lot Lighting
- Walkway Lighting
- Security Lights
- Freezer & Cold Storage Lights
- Stairwells, Corridors Lighting



Installation: HyLite LED Lamps are designed to Work off 100V to 277V, AC. Ballast (if equipped) must be Bypassed or Removed from the Fixture before installing the Lamp. Eliminating the Ballast saves additional costs related to Maintenance, Energy Consumption and Performance. By-passing Ballast will also ensure that there is no EMI/RF interference. It is **STRONGLY RECOMMENDED** that the Reflector in the Fixture be removed for Optimum Thermal Management and better Heat Dissipation. This will ensure Lumen Maintenance and extend its Working Life.

Failure to follow these Instructions will result in a Damaged Product and will VOID Warranty. It could also result in an Electric Shock, or Fire.

Warning - Risk of Fire or Electric Shock

- Disable all Power to the Lamp before Inspection, Installation, or Removal. Failure to do so will create a Hazardous and Fatal Working Environment.
- Suitable for use in Dry and Damp Locations. Lamp must be installed in accordance with National, State, and/or Local Electrical Codes. Do Not Open – No User Serviceable Parts Inside.
- Operate in Fixtures that provide the Free Flow of Air around the Lamp Heat Sink. In Enclosed Fixtures, ensure the Lamp has enough Space for Heat Dissipation. This will ensure Lumen Maintenance and extend its Working Life. When products are used in Outdoor Fixtures, ensure the space is Waterproof and Well Ventilated.
- Not for use on a Dimmer or Remote Controls. This Lamp must be controlled only by either a Switch or an Electronic Photosensor. Do not use a Mechanical Sensor.
- Not intended for use with Emergency Exit Fixtures or Emergency Exit Lights.
- Caution: When Installing Lamps in Corrosive Environments, HyLite suggests that a High-Temperature, Moisture-Resistant, Silicone Grease or Sealant be used to protect the Metal-threaded Base of the LED Lamp to prevent Water and/or Moisture Incursion that can lead to Premature Degradation of the Lamp Base and eventual Lamp Failure. This is especially recommended for LED Lamp installations near Saltwater Bodies.
- Installing Surge/Lightning Protectors is Highly Recommended and helps to Eliminate Premature Driver Failure caused by Surges and Power Fluctuations.